

2025 - 2026

HYUNDAI L&C **Bodaq**

HYUNDAI L&C NEW COLLECTION

Creative and Environmental
Interior Solution Provider

INTERIOR FILM

Marketed by:

Eurolam[®]

Index.

01 BASIC S, PNC, SMT, PTW, PNT, HS, LS, CP

S			PNC			PTW			HS		
S146 12	S202 13	S141 14	PNC 41 16	PTW01 21	HS204 24						
S147 12	S204 13	S143 14	PNC 42 16	PTW02 21	HS205 24						
S150 12	S207 13	S149 14	PNC 43 16	PTW03 21							
S169 12	S212 13	S156 14	PNC 45 16	PTW04 22							
S173 12	S214 13	S157 14	PNC 46 16	PTW06 22							
S175 12	S215 13	S158 14	PNC 49 16	PTW07 22							
S188 12	S217 13	S159 14	PNC 50 17	PTW08 22							
S189 12	S219 13	S176 14	PNC 52 17	PTW09 22							
S194 12	S230 13	S177 14	PNC 53 17	PTW10 22							
S213 12	S233 13	S178 14		PTW11 22							
S218 12	S234 13	S179 14		PTW12 22							
S232 12	S237 13	S181 14		PTW13 22							
S250 12	S238 13	S183 14		PTW14 22							
S251 12	S239 13	S197 14									
S252 12	S241 13	S208 14									
S254 12	S242 13	S209 14									
S127 13	S246 13	S210 14									
S145 13	S247 13	S211 14									
S153 13	S248 13	S216 14									
S166 13	S249 13	S231 14									
S185 13	S253 13	S235 14									
S195 13	S115 14	S236 14									
S198 13	S126 14	S240 14									
S200 13	S128 14	S243 14									
S201 13	S140 14	S244 14									
		S245 14									

SMT			PNT			DM		
SMT01 20	PNT02 23	DM017 24						
SMT02 20	PNT03 23	DM036 24						
SMT03 20	PNT04 23							
SMT04 20	PNT05 23							
SMT06 20	PNT07 23							
SMT07 20	PNT08 23							
SMT08 20								

03 NATURAL SURFACE UMI, RM, NS, RF, TNS, APZ, NS

UMI	RM	NS	RF	TNS	APZ	NS
UMI01 65	RM001 67	NS601 68	RF001 70	TNS01 71	APZ05 73	NS809 73
UMI02 65	RM002 67	NS602 68	RF002 70	TNS05 71	APZ14 73	NS810 73
UMI05 66	RM003 67		RF004 70	TNS07 71	APZ18 73	NS105 74
UMI06 66	RM004 67		RF005 70	TNS10 72	APZ25 73	NS106 74
	RM005 68		RF006 70	TNS11 72	APZ26 73	NS116 74
	RM006 68		RF007 70	TNS06 72		NS117 74
	RM007 68		RF008 70	TNS13 72		NS816 74
	RM008 68		RF010 70	TNS14 72		NS817 74
	RM009 68		RF011 70			NS819 74
	RM011 68					NS820 74
	RM012 68					NS821 74
	RM014 68					NS894 74
	RM022 68					
	RM051 68					

www.bodaq.co.in



Bodaq Interior Film
Digital sample
book release

Scan the QR code to find the Bodaq interior film online.

LIVING & CULTURE

Life becomes culture

The most modern interiors

Starts with Hyundai L&C.

HYUNDAI L&C 2025 - 2026

INTERIOR FILM NEW COLLECTION

Creative and Environmental
Interior Solution Provider

CONTENTS

01 **BASIC** ————— 12

- Solid
- Premium Painted Concrete
- Super Matt
- Painted Wood
- Premium Painted Wood
- Texture

02 **WOOD** ————— 29

- Long Wood
- Origin Wood
- Premium Wood
- Standard Wood

03 **NATURAL SURFACE** ————— 87

- Velvet Metal
- UMI
- Real Metal
- Natural Fabric
- Real Fabric
- Deep Emboss
- Fabric & Gold

04 **STONE & MARBLE** ————— 103

- Premium Marble
- Stone & Marble

Certification

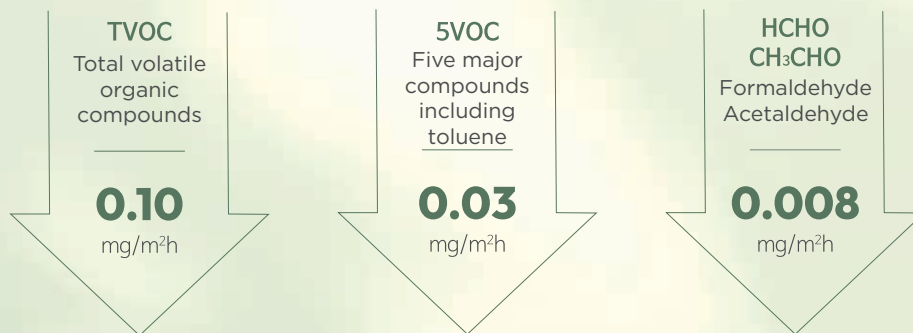


Top Grade

HB Mark Top Grade has been acquired, providing the industry's highest level of harmlessness.

No more worries about adhesive odor immediately after construction!

Management is more meticulous and strict with the application of water-based adhesive.



Interior films widely used in general households must be certified by the Ministry of Environment for the **indoor mark**. (Applies to multi-use facilities such as apartments)

Hyundai IL&C interior film Bodaq applies water-based adhesives to **obtain the highest grade of HB mark**, which requires a higher standard than the **indoor mark**. (*Non-flame retardant standard)

The choice for a healthier space, now with the **eco-friendly highest grade Bodaq**

Modern L&C interior film that resembles nature, so it's more reliable.

Environment

Think about the environment.



- It is safe because heavy metals (lead, cadmium, mercury, hexavalent chromium, etc.) that are harmful to the human body are not detected.
- Formaldehyde (HCHO), a substance that causes New House syndrome, is not released.
- By generating odours and ozone, volatile organic compounds (TVOC, toluene, etc.) harmful to the environment have been minimised.
- It meets the autonomous safety standards (KC mark standard) applied to wallpaper and paper cardboard.
- Children's products meet the common safety standards for hazardous chemicals.
- Excellent antibacterial and antifungal functions help maintain a comfortable surrounding environment.

A heavy metal [Pb, Cd, Hg, CrVI]

A standard		Undetected
Pb	5mg/kg	
Cd	0.5mg/kg	
Hg	2mg/kg	
CrVI	1mg/kg	

Formaldehyde [HCHO]

A standard		Undetected
0.12mg/m ³ h		

[Phthalate]

A standard		Undetected
DEHP	0.1% 이하	
DBP	0.1% 이하	
BBP	0.1% 이하	

Common safety standards for children's products Hazardous chemical elting standards

Harmful substances [Sb, As, Ba, Cd, Cr, Pb, Hg, Se]

A standard				Filling up
Sb	60mg/kg	Cr	60mg/kg	
As	25mg/kg	Pb	90mg/kg	
Ba	1000mg/kg	Hg	60mg/kg	
Cd	75mg/kg	Se	500mg/kg	

Safety

I think about safety.



Fire Industry Institute of Technology

Flame retardant performance

[Certified by the Fire Industry Technology Institute]

The length of carbonisation 20cm downward	Carbonisation area 30cm ² downward	Residual salt time 3 seconds downward	Aftergour time 5 seconds downward	Smoke density 200 Ds
Anti-flame certification				

Pollution-resistant

Soy	Kola	10% hydrochloric acid	Coffee	5% ethanol	Wine vinegar
No change					

* You can get the report of our product, construction name, and construction instructions by contacting the head office and agency.

25-26 Trend Summary

Interior design trends proposed by Hyundai L&C

The theme of Hyundai L&C's 25-26 interior design trend seminar is 'HYPECORE', which sets a specific worldview for your own pleasant satisfaction even in the era of uncertainty of the economic crisis and immerses deeply in it. It points out the priorities of consumers who are redefined again and proposes a design that gives a sense of satisfaction from a long-term perspective. Let's take a look at the lifestyles of consumers who are trying to balance the financial crisis and my tastes, and what trends we need to focus more on.

Nature Scope



Scenery permeated into everyday life

Social Flow

Awe awe of Mother Nature

Calm Tech Quiet technology for user convenience

Sleep Wellness Growth of sleep-related industries for health

Design Style

Scenography Architecture utilising the surrounding terrain

Calming Dark 'Calm through the darkness

Museumification A museumised space like a tion gallery

Moonlight	S240
-----------	------

Mocha Meringue	S246
----------------	------

Summer Fig	S252
------------	------

Hot Fudge	S253
-----------	------

Meteorite	PNC54
-----------	-------

Color Neutral and calm one gray colour and dark brown, gray palette reminiscent of a magnificent canyon or stone

Material The majesty of nature and the finish of a bold stone that attracts its scale or a strong bend that resembles the laminated cross-section of a rock.

Mini-fullness



A sense of fullness given by a small change

Social Flow

Recession Core Core of recession

Multiplex Space Space preference for many generations

Long-term Investment

Spreading investment in eco-friendly solutions that help reduce living expenses

Design Style

Social Village Social village space for many generations

New Brutalism Soft and modern New Bourtalism

Longevity Beauty Long-lasting beauty as if using nature as it is

Barely Blue	S153
-------------	------

Arctic Wolf	PNC52
-------------	-------

Sepia Rose	S207
------------	------

Mercury	S248
---------	------

Ice Palace	VM003
------------	-------

Color Toned down pastel colour with warm colour added to light gray colour and industrial silver point colour palette

Material Wool and bucle materials that are used together with cold materials such as concrete and metal to create a warm and warm mood.

Dopamine Dive



A trip to find me

Social Flow

New Budget Travel A budgeted trip

Hyper Personalization The era of super-personalisation to draw your own taste

A.I. Revolution The world of digital space through the artificial intelligence revolution

Design Style

Travel Aesthetic Travel aesthetics reminiscent of analogue train travel

Mise-en-Scene A visual space with a unique concept

Deja Vu Generated A.I. A familiar new space born by grafting

Canary Green	SMT20
--------------	-------

Samoan Sun	S146
------------	------

Innuendo	S250
----------	------

Spumante	VM008
----------	-------

Dress Blues	S254
-------------	------

Color Digital colour palettes such as pastel pink and pale green combined with retro colours of mustard, deep navy, and deep green

Material A classic stone with a sense of transparency, an irregular bouldwood with a vintage mood, and a pattern of elaborate structure

Nature Scape

Scenery permeated into everyday life

#Fear #Concellation through darkness #Gallery

PNC53 with neutral colour and calm paint texture, dark gray particle stone NS717 that gives a sense of weight
Decorate a retail space reminiscent of an inspiring gallery, as if you have brought nature indoors with white marble
PMO19 with a soft touch.



PMO19



PNC53



NS717

Mini-fullness

A sense of fulness given by a small change

#Long-lasting beauty #New Brutalism #Tone-down pastel

Apply the tone-down soft camel colour S246 and the light brown-coloured velvet metal VM008 with a suple light to create a softer and more modern brutalism mood with a tone-on-tone interior.



S246



VM008

* The above image is to help you understand and may differ from the actual product.

Dopamine Dive

A trip to find me

#Travel Aesthetics #Classic and Stylish #New as if familiar


Gold-coloured velvet metal VM007 and deep navy-coloured S254 create a classic vintage mood
Create a retro analogue space reminiscent of a train trio by utilising the attractive LW105 with
its coolly stretched wood grain.



S254



VM007



LW105

01

BASIC

—

Solid
Premium Painted Concrete
Super Matt
Painted Wood
Premium Painted Wood
Texture



Unique spectrums completed with color and texture. The space that draws attention without adding eye-catching decorations, an interior that appears careless but never misses even the smallest details. With Bodaq Basic Series completed with its everchanging combinations of trendy colors and patterns, express your own unique sensibility.



Solid




Solid



Complete a sensual interior with a deeper and more diverse colour palette, from pastel tones that are as bright as spring sunshine to trendy colours that have recently attracted attention. A space with a unique special story in the world is produced.

● Fire prevention ● Non-inflammatory



● S115




● S126



● S128



● S140




● S141



● S143




● S149



● S156




● S157




● S158



● S159




● S176



● S177



● S178



● S179




● S181




● S183



● S197



● S208




● S209



● S210




● S211



● S216




● S231



● S235



● S236




● S240



● S243



● S244



● S245

Premium **Painted Concrete**




Create a refined and natural space with a solid painted concrete series that feels the realistic texture and soft shade unique to concrete, as if you have applied a wall.

● Fire prevention ● Non-inflammatory



● PNC 41



● PNC 42



● PNC 43



● PNC 45



● PNC 46



● PNC 49

Premium Painted Concrete




● Fire prevention ● Non-inflammatory



● PNC 50



● PNC 52



● PNC 53



* The above image is to help you understand and may differ from the actual product.

Super **Matt**



The Bodak Supermat series is a premium product that is resistant to various daily pollution and scratches by treating a differentiated special surface texture. We will raise the dignity of the space to the next level with a luxurious touch as well as the gentle visual effect.

The product has different flame-retardant/non-flammable processes, so there is a difference in surface quality. (#Samplebook recording: Non-inflammation standard)



Touch the product


● Fire prevention ● Non-inflammatory




● SMT01



● SMT02



● SMT03




● SMT04




● SMT06



● SMT07



● SMT08



* The above image is to help you understand and may differ from the actual product.

Painted Wood



●●PTW01 



●●PTW02 



●●PTW03 





Touch the product

● Fire prevention ● Non- inflammatory ||| Vertical 🏠 Wood grain



● PTW04 🏠



● PTW06 🏠



● PTW07 🏠



● PTW08 🏠




● PTW09 🏠




● PTW10 🏠



● PTW11 🏠



● PTW12 🏠



● PTW13 🏠



● PTW14 🏠

Painted Wood

Meet the newly released colour of the painted wood series that captures the sensibility of paint while preserving the unique texture of wood.



●● PNT02 🏠




●● PNT03 🏠



●● PNT04 🏠



●● PNT05 🏠



●● PNT07 🏠




●● PNT08 🏠




Texture

● Fire prevention ● Non- inflammatory ||| Vertical 🌳 Wood grain




● CP202




● HS204




● LS103 🌳




● LS106 🌳



● HS205



● DM017



● DM036



* The above image is to help you understand and may differ from the actual product.



02

WOOD

-
- Long Wood
 - Origin Wood
 - Premium Wood
 - Standard Wood

Variety of changes made with wood full of sensibility.
Wood which never goes out of style is an
element that matches every space.
It is the most fundamental yet the most wide-ranged item.
We invite you to the world of wood which always presents a new
interpretation of the familiar grain, color and texture.
A majestic wood now decorates your space.





Create a natural and magnificent mood in a higher floor space with a long wood with less repetition by realising the vertical width longer.

● Fire prevention ● Non-inflammatory ||| Vertical 🌲 Wood grain



● ● SPW18 🌲



●●SPW14 

● Fire prevention ● Non-inflammatory ||| Vertical 🌲 Wood grain



● ● SPW15 🌲



● Fire prevention ● Non-inflammatory ||| Vertical 🌲 Wood grain



● ● SPW17 🌲









We are introducing the SPW series of wood that is more than wood that is perfectly reproduced with Boman's technology and premium design. Experience a new dimension of premium finish with a solid texture and natural feel close to real wood!



● Fire prevention ● Non- inflammatory ||| Vertical 🏠 Wood grain



● ● SPW23 🏠



● ● SPW41 🏠

* The above image is to help you understand and may differ from the actual product.




● ● SPW43 




● ● SPW44 



● Fire prevention ● Non-inflammatory ||| Vertical 🌲 Wood grain



● ● SPW47 🌲



● ● SPW48 🌲

* The above image is to help you understand and may differ from the actual product.



● ● SPW49




● ● SPW52



● Fire prevention ● Non- inflammatory ||| Vertical 🌿 Wood grain



● ● SPW64 🌿



● ● SPW65 🌿

* The above image is to help you understand and may differ from the actual product.



● ● SPW67 



● ● SPW68 



● Fire prevention ● Non- inflammatory ||| Vertical 🌲 Wood grain




● ● SPW70 🌲




● ● SPW71 🌲

* The above image is to help you understand and may differ from the actual product.



●● SPW73 



●● SPW97 

● Fire prevention ● Non- inflammatory ||| Vertical 🌲 Wood grain




● ● SPW90 🌲

* The above image is to help you understand and may differ from the actual product.



● Fire prevention ● Non-inflammatory ||| Vertical 🌲 Wood grain



● ● DW715 🌲

Premium Wood



●●W012 



●●W134 





● ● W171 🌲




● ● W192 🌲


* The above image is to help you understand and may differ from the actual product.



●●W196 



●●W206 



●●W207 



●●W301 

● Fire prevention ● Non-inflammatory ||| Vertical 🌲 Wood grain




● ● W351 🌲



● ● W375 🌲



● ● W376 🌲



● ● W389 🌲



●●W528 



●●W538 



●●W632 



●●W681 

● Fire prevention ● Non-inflammatory ||| Vertical 🌲 Wood grain



● ● W823 🌲



● ● W842 🌲



● ● W845 🌲



● ● W864 🌲



●●W867 



●●W871 



●●W874 



●●W946 



● ● W949 🌲



● ● W933 🌲



● ● W935 🌲



● ● W937 🌲

Wood Collection



● ZX125



● ZX126

* The above image is to help you understand and may differ from the actual product.

● Fire prevention ● Non-inflammatory ||| Vertical 🏠 Wood grain



● ● W942 🏠



● ● ZX131 🏠



● ● ZX132 🏠



* The above image is to help you understand and may differ from the actual product.



● ZX133



● ZX136

● Fire prevention ● Non-inflammatory ||| Vertical 🏠 Wood grain



● ● ZX138 🏠



● ● ZX149 🏠



* The above image is to help you understand and may differ from the actual product.

Wood Collection



ZX150



ZX151



* The above image is to help you understand and may differ from the actual product.

● Fire prevention ● Non- inflammatory ||| Vertical 🌲 Wood grain



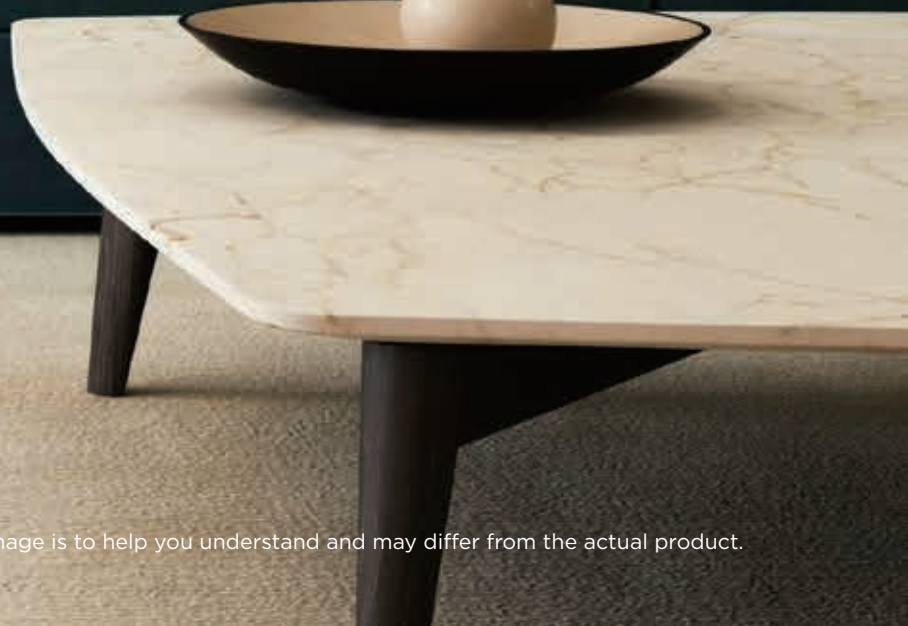
● ZX991 🌲



● ZX992 🌲

* The above image is to help you understand and may differ from the actual product.

Vintage Wood



● Fire prevention ● Non-inflammatory ||| Vertical 🌲 Wood grain



● PZN02 🌲



● PZN10 🌲



03

NATURAL SURFACE

Velvet Metal

UMI

Real Metal

Natural Fabric

Real Fabric

Deep Emboss

Fabric & Gold

A dramatic space highlighting the attractiveness of natural materials through a unique texture. Bodaq NS series is the premium line of products that reinterpreted various textures and colors from nature, such as stone, fabric and metal, from a modern perspective. The natural but occasionally classic atmosphere will dramatically change the space you occupy.

Natural Surface.



Hologram



●● UMI01



●● UMI02





● UMI05



● UMI06

Real Metal



● RM001



● RM002



● RM003



● RM004



● Fire prevention ● Non-inflammatory



● RM005



● RM006



● RM007



● RM008




● RM009



● RM011



● RM012



● RM014



● RM022



● RM051



● NS601



● NS602


Real **Fabric**



RF001



● RF001



● RF002




● RF004




● RF005



● RF006




● RF007




● RF008




● RF010



● RF011




Deep Emboss



●● TNS01



●● TNS05



●● TNS07

Experience a pro-natural living space that breathes with nature with premium wood that reproduces not only natural wood but also has a visual beauty but also a touch that can be felt at your fingertips.


● Fire prevention ● Non- inflammatory




● TNS10



● TNS11



● TNS06



● TNS13



● TNS14

Fabric & Gold



● ● APZ05



● ● APZ14




● ● APZ18




● ● APZ25



NEW ● ● APZ26




● ● NS809




● ● NS810



● Fire prevention ● Non- inflammatory



● NS105



● NS106




● NS116



● NS117



● NS816



● NS817



● NS819



● NS820



● NS821



● NS894

04

STONE & MARBLE

Premium Marble
Stone & Marble



Identical structure, identical in size.


But once the door opens,
a completely different space is revealed.

The difference is all in the interior! From a place that
everyone knows to a place everyone wants to live in.

Upgrade your interior with Bodaq Stone & Marble one that
will make you feel like you made the right choice
even with the smallest element.



Premium **Marble**




●●PM013

● Fire prevention ● Non-inflammatory



● PM010



● PM009




* The above image is to help you understand and may differ from the actual product.

Premium **Marble**




●●PM003





● PM006



● PM007

* The above image is to help you understand and may differ from the actual product.

Premium **Marble**



NEW ●● PM004



Feel the various expressions of wood with standard wood that naturally blends with the space with the original beautiful pattern and texture of the wood.


● Fire prevention ● Non- inflammatory



● PM015

* The above image is to help you understand and may differ from the actual product.

Premium **Marble**



NEW ●● PM017

● Fire prevention ● Non-inflammatory



●●PM018



* The above image is to help you understand and may differ from the actual product.

Stone & Marble



●● NS708

● Fire prevention ● Non-inflammatory



● NS814



● NS815



* The above image is to help you understand and may differ from the actual product.


Stone & Marble



●● NS120



●● NS121



● ● NS804



Stone & Marble




●● NS806



●● NS416




● Fire prevention ● Non- inflammatory



●● NS895

* The above image is to help you understand and may differ from the actual product.


Stone & Marble




●● NS896



●● NS899



● NS707




● NS703



● NS704



● NS705



● NS706

* The above image is to help you understand and may differ from the actual product.

Stone & Marble




●● NS401



●● NS402



●● NS403



●● NS710



●● NS711

Preparation stage

- Before construction, check the material to which the film is constructed and the condition of the product (product name, surface condition, flame retardant or not).
- In the case of MDF, there are differences in adhesion and stability during construction depending on the density, so you should use MDF with uniform density.
- Please refer to the following items when organising the attached surface.
 - Film overlay and ABS door: Contaminant removal on the surface and construction after damage surface treatment.
- * The ABS door attachment may cause unevenness when using sandpaper, so please avoid using it as much as possible.
- MDF, PB, etc.: If the surface is rough, clean up the surface evenly with sandpaper and putty, etc. and then install it.
- Colour differences may occur between products (by printed LOT), so avoid mixing LOT and construct.
- Please note that if exposed to low temperatures in winter for a long time, cracking and adhesion weakening of the product surface may appear.
- Please note that if there is a material that causes scratches, wax ingredients, etc., the adhesion will decrease.

Primer stage

- During film construction, the primer shows the best performance and stability when using the "Bodak Primer" produced by Hyundai L&C.
 - Woods such as MDF and PB have a very high absorption rate of primers due to the nature of the material. In the case of the cutting surface, it should be fully applied 2 to 3 times.
 - After the application is completed, it must be sufficiently dry for at least 2 hours, and it must be attached at a reasonable pressure when attaching the film.
- * Bodak Primer (Aeous) should be stored in a shaded cool place at room temperature, and frozen products cannot be used, so please be careful when storing them in winter.

Construction (attachment) stage

- During spring/aut-umn site construction, room temperature (15°C-23°C) should be maintained to remove possible residual moisture from the wall.
- The product line such as SPW / SMT/ UMI / PNC has a special surface coating, so it must be installed after maintaining room temperature.
- When overlapping special products, the primer must be applied and dried before construction, and more force must be applied to finish.
- If the edge area is not pressurised enough, there is a risk of lifting, so you should be careful when constructing.
- Please avoid moisture and direct sunlight, and do not use it outdoors.

Notes when using according to the characteristics of each product material

SPW / LW product line (premium oil/motte mixed type) / PNC product line (deep embossed concrete TYPE)

- When rubbing and bending the corners strongly, the special coating layer on the surface may be damaged, so be especially careful.
- Deep embossing is applied to express the real texture, so be careful because the product may be torn during excessive use of hera and frequent product removal.
- When cleaning the surface after construction, you should be careful not to use neutral detergent or water to avoid damage.

SMT product line (matting special coating TYPE)

- The surface of the product is specially coated, so it may be difficult for the dense forest of Hera during construction, so it is necessary to apply sufficient pressure to work.
- In order to properly express the matte effect, construction must be carried out in a clean environment.
- If the construction is carried out with foreign matter between the adhesive material and the film adhesive surface, surface prints or protrusions may occur on the film surface.
- Due to special coating on the product surface, it may be difficult to overlap.
- If the product itself is crumpled or stamped during construction, it will not be restored due to the special structure of the product, so you should be very careful when storing and using it.
- The product has different flame-retardant/non-flammable processes, so there is a difference in surface quality.

RF Product line (Weaving TYPE)

- Due to the nature of the product, surface scratches may occur when using sharp construction tools.
- Because the product is thick, it may be difficult to bend and overlap, and it may be difficult to cut with a knife.
- • Since there is no surface film layer, special care should be taken so that the surface is not damaged during hera work after construction.
- construction.

NF Product line (fabricated fabric material TYPE)

- Because it contains fabric material, it may leave threads due to yarn loosening during cutting, and it may be difficult to make heramilin.
- The product is specialised in flat construction, and the fabric thickness is thick, and it may be difficult to bend and cut.
- It may be difficult to overlap due to surface water-repellent/retardant coating.
- Since there is no surface film layer, special care should be taken so that the surface is not damaged during hera work after construction.

VM/RM Product line (Pearl TYPE)

- It is a pearl printing product for the realisation of metal patterns, and there is a risk of peeling off when it is strongly removed after overlapping construction,

UMI Product line (Premium Real Metal TYPE)

- In order to maximise the effect of the film surface, it must be constructed in a very clean environment. In a state where there is a foreign matter between the adhesive material and the film adhesive surface
- When construction is done, surface prints or protrusions are reproduced on the surface as they are.
- If the product itself is crumpled or stamped during construction, it will not be restored due to the special structure of the product, so you should be very careful when storing and using it.
- This product is a high-hardness product compared to general products, so it may be difficult to bend and overlap.

HS Product line (high gloss TYPE)

- Due to the high hardness of the product, the corners must be trimmed with sufficient force to prevent lifting and realise visual effects.

TNS Product line (deep emboss leather TYPE)

- • Because the product is thick, sufficient pressure must be applied when bending and overlapping.

Other notes

- Please avoid moisture and direct sunlight, and do not use it outdoors.
- There is a risk of discolouration due to infrared.
- Room temperature must be maintained at room temperature for at least 1 to 2 days after construction.

Technical Information

Becoming the leading company in CREATING LIVING SPACE
that SECURES THE VALUE OF HUMAN AND ENVIRONMENT

High quality surface finishing materials with L.E.A.D

Interior Film BODAQ

BODAQ is a decorative film with adhesive that is applicable on site.

Recreate your world with BODAQ. It is an ideal way to finish many environments on site with little or no down time. BODAQ is used extensively for interior applications such as Hotels, corporate lobbies and elevators as well as exterior applications.

With its light weight and minimal thickness, BODAQ is a popular choice for cruise ship interiors.

BODAQ offers hundreds of patterns including solid color, abstract drawings and natural material replications such as wood and stone. BODAQ's original pressure sensitive adhesive ensures clean, fast installation on a variety of substrates. With its superior flexibility, BODAQ can be installed on highly detailed and 3D surfaces.

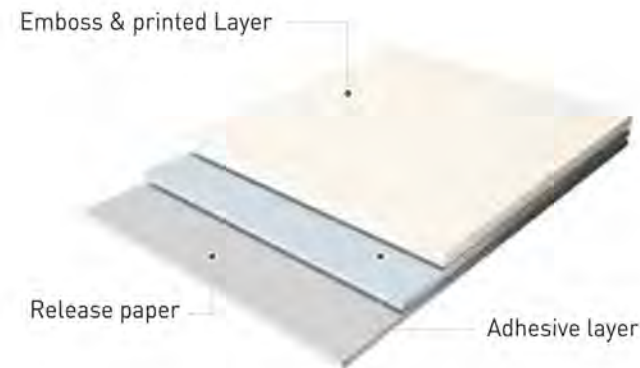
Product Structure

BODAQ is a printed film with adhesive

1. Emboss & printed film layer(vinyl-chloride plastic)
2. Simplified adhesive(acrylic plastic)
3. Release paper

The above is a representative structure of BODAQ.

The actual structures and materials may be slightly different for each series.



Easy to install with Airbubble control.

BODAQ is applied using an Acryl type adhesive, which has an adhesive surface with grid grooves

for air-bleeding Airbubbles between the film and the substrate.

The Airbubbles are released along these grooves, enabling the film to be quickly and easily affixed to large or complex surfaces.

This provides a higher quality finish.

Facilitates the release of air when the film is affixed, enabling easy application to large or complex surfaces.

Air bleeding Structure



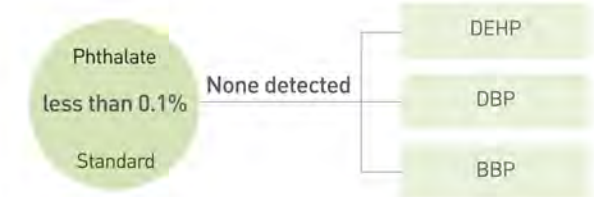
Environment



We consider nature Hanwha L&C's 'Bodaq' is an eco-friendly film that considers healthy environment.

- Free from harmful heavy metals (lead, cadmium, mercury, hexavalent chromium, etc).
- Formaldehyde (HCHO), the substance that causes sick house syndrome, is not released.
- Minimized the release of volatile organic compounds (TVOC, toluene, etc.) harmful to the environment by generating odor and ozone.
- It meets the safety standard (KC mark standard) applied to wallpaper and paperboard.
- Meets the safety requirements for hazardous chemicals in the Common Safety Standards of Children's Products.
- Excellent antimicrobial and anti-mold function, which helps to maintain a pleasant surrounding environment.

Heavy Metal *Pb, Cd, Hg, CrVI		Formaldehyde *HCHO	
Pb: mg/kg	None detected	0.12mg/m ³	Standard
Cd: 0.5mg/kg	None detected		None detected
Hg: 2mg/kg	None detected		
CrVI: 1mg/kg	None detected		
Standard	None detected	Standard	None detected



Hazardous chemicals criteria in the Common Safety Standards for Children's Products

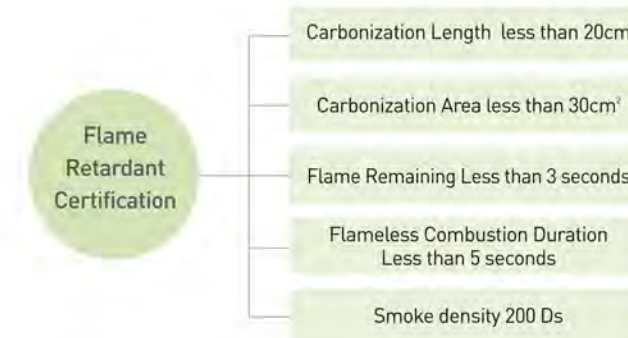
Hazardous Substances *Sb, As, Ba, Cd, Cr, Pb, Hg, Se			
Sb: 60mg/kg	Satisfactory	Cr: 60mg/kg	Satisfactory
As: 25mg/kg		Pb: 90mg/kg	
Ba: 1000mg/kg		Hg: 60mg/kg	
Cd: 75mg/kg		Se: 500mg/kg	
Standard	Satisfactory	Standard	Satisfactory

Safety



We consider Safety "Bodaq" is a safe interior film that can be used in any environment with excellent flame retardancy and quality stability.

Flame Retardancy (Certified by the Fire Industry Technical Institute)



Stain resistance



* Obtain the certificate, Introduction of company for bidding construction projects, construction guide of our products by inquiring with our head office or distributor.

Technical Information

■ BODAQ Specifications

Item	Evaluation	Results
Dimensional stability	100 mm x 100 mm (4"x 4")crosscut is placed in the center of 150 mm x 150 mm (6"x 6") applied on 200 mm x 200 mm (8"x 8") aluminum plate and left for 2 days. Then, the largest gap at the crosscut point is measured.	Largest gap : under 0.3mm
Wear resistance	Rotated 7,000 times by a Taber Abrasion Tester (rotary wheel cs-10, 1,000cycle).	No change on surface pattern
Heat resistance	Adhesive performance measured when left in a temperature of 40°C(104°F) for 28 days after applied on an aluminum plate.	No abnormalities
Moisture resistance	Adhesive performance measured when left in a temperature of 45°C (113°F) and humidity of 95% for 30 days after applied on an aluminum plate.	No abnormalities
Cold shockproof nature	Film is applied on an aluminum plate, and a weight of 500g (1.1 lbs) is dropped from 10cm (3.9 inches) high under a temperature. Using a Duppon Impact Tester. (Impacter 12.7R)	No cracks on film
Weatherability	Irradiated for 250 hours using a Sunshine Weather-0-Meter.	up to Grey Scale 4 grade

■ Antibacterial Performance

Fungus Name	Immerse the specimen in the culture medium for 24 hours
E.Coli	Antibacterial activity value 2.0 or more
Staphylococcus aureus	Antibacterial activity value 2.0 or more

※ Note
 - The test bacterium was cultured for 24 hours at 35 ± 1°C and 90% RH (Relative Humidity).
 - Actual antimicrobial activity is more than 2.0 antimicrobial activity.

Classification	Solvent	Result	Reference
Water	Water	No change after 24 hours	Certified institutional certificate
Acid	Acetic Acid(44%)		
Ketone	Acetone		
Chemical Solution	Aqueous Ammonia(10%)		
	Sodium Carbonate(10%)		
	Sodium Chloride(15%)		
Alcoholic	Ethanol		
Chemical	Cleaning Agent		
	Iodine		
Contaminant	Coffee		
	Concentrated Milk		
Oil	Olive Oil		
	Paraffin Oil		

■ Compatible and incompatible materials for the application of BODAQ are as follows

	Groundwork material	BODAQ		Groundwork material	BODAQ
Wood	Luan veneer	○	Overlay application	Overlap Application	○
	China veneer	○		Decorative sheet	Melamine Board
	Particle board	○	Plastic Laminate		△*
	MDF	○	Glass		Glass
	Pure wood	×		Surface is Quality of glass falt and smooth	○
Boards	Plaster Board	○	Artificial Mable	○	
	Volcanic Silicate board	×	Acrylics *	△*	
Mortar	Silicate calcium Board	×	ABS *	×	
	Mortar	×	Hard Vinyl Chloride	○	
	Baked Enamel steel finish	○	Soft Vinyl Chloride	×	
Metal	Galvanized steel plate	○	Plastics	Polycarbonate *	×
	Vinyl Chloride steel plate	○		Polyethylene	×
	Aluminum	○		Polypropylene	×
	Stainless steel	○		Nylon	×
	Copper	×		Fluoro-Resin	×
Stereotype / Tin	△	Rubbers		×	
				Sealing Agent	△

※ Need to confirm appearance in advance with test sample for materials marked with △. Needs special primer for × material

※ ○ : Compatible
 × : Possible to fail in adhesion
 △ : Base substrate irregularities are visible
 *: May swell from gas. Contact HANWHA for questions

■ ComResistance to solvent and Chemicals

Classification	Solvent	Immersion time	Results
Water	Water	24 hours	No abnormalities
Acid	Chloride(10%)	24 hours	No abnormalities
Base(alkali)	Sodium hydroxide(10%)	24 hours	No abnormalities
Alcoholic	Ethanol	24 hours	No abnormalities
Ester	Ethyl acetate	5 minutes	It deteriorates*
Ketone	Methyl ethyl ketone	5 minutes	It deteriorates*
Perfume fellows system	Toluene	5 minutes	It deteriorates*

* : It exfoliates from a base material

Instructions for Construction

Film Application Environment

Application Environment

- Film application temperature range: 12°C~38°C (54°F~100°F)
- Use heat gun to raise temperature of substrate and film when temperature is low. When temperature is low, there may be adhesion failure or film swelling.
- When temperature is high, film may be difficult to apply because it becomes more flexible.
- If folded film is applied on a round corner, the corner may turn white for some surfaces. Apply film while warming it with a heat gun, or warm it after application. Exercise caution when cutting film under low temperature, as it may easily split.

Preparation

- Check the condition of the type of surface which the film is to be applied before construction.
- In the case of MDF, depending on the density, it affects the adhesion and stability in construction. Therefore, it is necessary to use MDF with uniform density.
- Surface treatment operations should be aware of the following characteristics
 - Painted surface: It is necessary to remove the contaminants on the surface and proceed after the treatment of damaged surface.
 - Non-painted surface: If the surface is rough, you should clean the surface with sandpaper first.
- Prior to installation, check for any abnormality (product name, surface condition, flammability etc.) of the selected product.
- When you build the site in weathers such as spring or autumn, or even during dawn, be sure to remove moisture that may remain on the wall.
 - Please keep the room temperature of the construction site at room temperature (15°C ~ 23°C) in order to remove moisture effectively
- Please keep in mind that when storing the product for a long time outside the packaging, it may cause cracking and weakening of the adhesives of the product. If there is a gas generating substance or a wax ingredient on the base material (adhered surface), please note that the adhesive may weaken.

Primer Treatment

- The primer used in film construction shows the best performance and stability when using "Bodaq primer" produced by Hyundai L&C.
 - MDF, PB and other woods have a very high absorption rate of primer due to the nature of the material. In case of the cut side, it should be applied 2-3 times.
 - It should be dried for at least 2 hours, and the film should be attached with an appropriate amount of force (pressure)
- [※ Bodaq primer (water-based) should be stored in a cool, shaded place at room temperature. Please be careful when storing in winter because frozen products cannot be used.]

Notes for Application

- When cutting or re-rolling film in a roll, take measures to prevent damage to the film surface, such as applying a smooth surface on the work table, or cleaning the floor.
- Exercise caution when unrolling and flattening film to prevent the separation of release paper from the film.
- For temporary storage of film, roll it tight, tape the leading edge, and keep it upright.
 - Do not drag cut film or allow its surface to contact the floor, It may be damaged to broken.
- To avoid separation at a butt joint, apply two or three coats of primer on the base substrate under the joint.
 - Do not cut the base substrate when cutting multiple film sections.
- If pressure is constantly applied to the film after it is applied, it may wrinkle. Exercise special caution when applying film around door knobs.
 - Apply gentle pressure on film, or warm applied film with a heat gun to improve its adhesive performance.
- Discard product scraps to minimize the chance of tripping or slipping.

Notes on Construction

- Since the color difference may occur between products (by printing LOT), it is necessary to check the LOT before construction.
- The applying surface should be sanded and primer is recommended to reinforce adhesion.
- In case of overlapping between products, certain patterns should be applied after primer application and, more force must be applied.

Cautionary points after completed application.

- Adhesive performance improves gradually after application, and reaches its best strength in 3-7 days.
- Dispose of all waste material in accordance with all appropriate regulations

Precaution : Special Location

#1. Application on a PVC Coated Steel Door

- Contact Exterior-film when applying on a PVC coated steel door which is facing outside.
- Exercise caution when applying on multiple layers over an embossed vinyl-chloride steel substrate.

#2. When the Surface Contacts with Rubber

- When Bodaq is used for counters, top panels, or toilet partitions which touch rubber legs and door stops for long periods, Bodaq may become discolored depending upon the composition of the rubber.

#3. Multi-Layered Application

- Applying multiple layers of film will result in the film not being approved as a noncombustible material.
- Make sure to apply Bodaq after application and complete drying of an approved Bodaq primer.
- Some film may be difficult to layer due to the embossing(PZ, NS, ZSW, RM) Please contact Hyundai if you have questions.

Precaution : Special Patterns

Notes on use according to the characteristics of each product material

- Deep & Natural Emboss Type
 - Due to the depth of the embossing, primer treatment and more pressure should be applied in overlapping and bending construction.
- High Gloss Type
 - The hardness of the product is high that it needs to be finished with sufficient force to prevent cornering to have a neat finish.
- Special Coated Suede Type (B201X)
 - Since it is a special surface coated product, please make sure to set the room temperature above 15°C when installing corners.
 - When wiping the surface after installation, use neutral detergent or water to prevent damage.

Notes on Storage and Delivery

- For storage and delivery, stack cartons(film roll packages) so that their labels face the same side. Do not stack more than seven cartons, and do not stack more than one pallet.
- Do not drop cartons when delivering them. The edge of products may crack or become damaged.
- Store in a clean place with a temperature under 38°C , avoiding direct sunlight and high humidity. Use within one year.
- Pack remaining materials as they were originally packaged at time of purchase and store them in the conditions listed above.
- Exercise caution when storing the remaining Bodaq after usage. When storing rolls, prevent the rolls from unrolling by tightly rolling and taping them by hand. If stored film loosens on the roll, the release paper may detach from film.

How to Remove Bodaq

To remove Bodaq may become more difficult to remove over time after application. However, if it is necessary to remove the film, follow the instructions below.

1. Carefully make a 20cm (8") cut on finished Bodaq to avoid damaging the base.
2. Warm and soften Bodaq with home blow dryer or heat gun on a low setting.
3. Peel off Bodaq in small strips.
4. Remove adhesive remaining on the base with an approved adhesive remover.
5. Bodaq applied on plaster board, calcium silicate board, plywood, or MDF cannot be removed without damaging the face of the substrate.


If multiple layers are applied, Bodaq architectural finishes are not classified as a noncombustible material.




Exercise caution when applying where noncombustible material is required.

※ You may obtain the certificates of our products, the name of the construction company, and the construction manuals by inquiring with the headquarters or the agency.



Tools for Applying Interior Film


1. Primer

Sort		Primer Application
Product Name	Water-based Primer for Interior Film (BODAQ primer)	
Photos		
Size	1kg, 3kg, 20kg	
Product Specifications & Features	Main Component	Synthetic Rubber
	Appearance	Soft Blue Emulsion
	Solid Content	60±2%
	Viscosity	6,000~7,000cps (at 25°C)
	Specific Gravity	1.0g/cm ² or more (at 20°C)
	Open Time	5~15 min (at 20°C)
	Storage Stability	9 Months unopened (sealed at room temperature)

Primer Application		
Oil-based Primer for Interior Film (BODAQ primer 2)	Diluted oil-based Primer for Interior Film(BODAQ primer 3)	Power Primer for Fixing of Defects (MP01)
		
1kg, 3kg, 15kg	1kg, 3kg, 15kg	Acetone
Chloroprene Rubber	Chloroprene Rubber	Used to increase the adhesion when applying on bent or rounded surfaces. Type : Elastic adhesive Main component : Chloroprene Rubber Appearance : Soft Yellow Slime Solution
Soft Yellow Slime Solution	Soft Yellow Slime Solution	
20±1%	11±1%	
300~350cps (at 20°C)	50~60cps (at 20°C)	
0.86±0.05g/cm ² (at 20°C)	0.86g/cm ² (at 20°C)	
10~2 min (at 20°C)	10~20 min (at 20°C)	
9 Months unopened (sealed at room temperature)	9 Months unopened (sealed at room temperature)	

2. Tools

Sort	Primer Covering Tool	
Product Name	Brush	Roller(Rolling Brush)
Photos		
Size	Varies (Depends on Makers)	Varies (Depends on Makers)
Product Specifications & Features	Used when applying primer to a narrow area. The size of the brush used varies with each constructor, the quantity of primer used depends on the size of brush.	Used when applying primer to a large area.

BODAQ Affixing		Flattening
Squeegee	Wool Squeegee	Sand Paper
		
Normally 72 x 103mm	Varies (Depends on Makers)	#100 (=100mesh, 1inch ²)
Used to pressure-bond BODAQ Interior Film to the surface	Used for minimum damage of the surface while pressure-bonding BODAQ Interior Film. Removes bubbles gently compared to plastic hera.	Used to smoothen the surface after applying primer in order to achieve cleaner results.

Certification



| Korea Eco Label



| Carbon Footprint



| Atopy Test Report



| China Fire Retardant A2 test



| China Fire Retardant B1 test



| MPA- B1 Fire Retardant 2017



| Heavy Metal Free, Non Phthalate, HCHO 2017



| Anti-Bacteria 2017



| Gas Emission 2017



| General Property 2017



| General Property 2017



| General Property 2017



| Contraction and Contamination 2014



| BODAQ MSDS



| Fire Retardant Approval



| General Property 2017



| General Property 2017



| GHS MSDS OK-BODAQ PRIMER 2017

HYUNDAI L&C **Bodaq**

HYUNDAI L&C NEW COLLECTION
Creative and Environmental Interior Solution Provider

INTERIOR FILM 2025 — 2026



www.bodaq.co.in

Distributed & Marketed by:

Eurolam[®]

ASSOCIATED WITH INTERNATIONAL BRANDS

HI·MACS

muratto[®]
cork wall design

FORESCOLOR

Eternal

STONEPANEL[®]

HYUNDAI L&C
CRESCENDO
Premium Flooring Collection